



Portable Power


Generators | Product Range



Doosan Portable Power

Performance you can trust

Our complete new line of generators, ranging from 20 to 500 kVA prime power, deliver performance you can trust to provide power in critical applications. They offer innovative features that [simplify operation](#), [enhance serviceability](#), [reduce downtime](#) and promote [environmental friendliness](#). Their reliability, combined with our dedicated professional service support, make them the best choice for demanding applications.



Controls & Connections easy to use

All controls and power connections are grouped together at the rear of the unit for enhanced [safety](#) and [convenience](#). The control panel is easy to use, allows a high degree of customisation, lets users manage output and offers many other functions for optimal performance.

Extended Runtime

The combination of a [high-capacity fuel tank](#) and [low fuel consumption](#) enables our generators to run at least 24 hours without refuelling, ensuring uninterrupted power for your critical applications and [reducing operating costs](#).

DoosanPortablePower.com

DOOSAN



Control Panel Features G20 to G500		Analog	Digital
Measurements	AC voltage phase-phase	○	○
	AC voltage phase-phase and phase-neutral	○	○
	AC amperes per phase	○	○
	Ammeter selector switch	○	○
	Frequency meter	○	○
	Running hours	○	○
	Fuel level	○	○
	Battery voltage	○	○
	Oil pressure	■	○
	Coolant temperature	■	○
	RPM (revolutions per minute)	x	○
Indicators	Engine running	○	○
	Preglow	○	○
	ECU status (from G60 to G500)	○	○
	In-auto light	○	x
	Not-in-auto light	x	○
Shutdown & warnings	Low oil pressure shutdown	○	○
	High coolant temperature shutdown	○	○
	Low coolant level shutdown (from G250 to G500)	○	○
	Engine general fault shutdown (from G60 to G500)	○	○
	Engine overspeed shutdown	○	○
	Engine overcrank	○	○
	Low fuel warning/shutdown	○	○
	Battery charge fail warning	○	○
	High containment level warning	○	○
Miscellaneous	Panel lamp	○	○
	Buttons for start/stop/mode/fault reset	○	○
	Emergency stop shutdown	○	○
	Remote start/stop	○	○
	Engine diagnostic codes on display	x	○
Language selection	x	○	
History capability (events/warning/shutdown)	x	○	

○ = Standard ■ = Optional x = Not Applicable



Socket configurations:

1) European sockets G20 & G30:	1 x CE 1-phase 16A 230V	1 x CE 3-phase 16A 400V	1 x CE 3-phase 32A 400V	1 x Schuko 1-phase 16A 230V	1 x free space for additional socket
2) European sockets G40 to G500:	1 x CE 1-phase 16A 230V	1 x CE 3-phase 32A 400V	1 x CE 3-phase 63A 400V	1 x Schuko 1-phase 16A 230V	1 x free space for additional socket
3) UK sockets G20 to G30:	2 x CE 1-phase 16A 110V	1 x CE 3-phase 16A 400V	1 x CE 3-phase 32A 400V		
4) UK sockets G40 to G500:	2 x CE 1-phase 16A 110V	1 x CE 3-phase 32A 400V	1 x CE 3-phase 63A 400V	1 x free space for additional socket	

Specifications



Models	G20	G30	G40	G60	
PERFORMANCE					
Prime power (kVA)	20	31	38	61	
Standby power (kVA)	22	31	41	65	
Frequency (Hz)	50	50	50	50	
Voltages, single phase / 3 phases (V)	230 / 400	230 / 400	230 / 400	230 / 400	
Maximum sound power level (LWA)	94	94	96	92	
Alternator	Leroy Somer	Leroy Somer	Leroy Somer	Leroy Somer	
Alternator excitation type	AREP	AREP	AREP	AREP	
Insulation Class	H	H	H	H	
Control Panel	Analog	Analog	Analog	Analog	
ENGINE					
Make	Mitsubishi	Mitsubishi	Mitsubishi	John Deere	
Model	S4Q2Z361	S4SZ2DT61	S4SZ3DT61	4045TF270	
Prime power engine (kW)	20.3	29	36	55	
Number of cylinders	4	4	4	4	
Electrical system (V)	12	12	12	12	
Speed regulation accuracy (Steady State)	+ / - 2.5%	+ / - 2.5%	+ / - 2.5%	+ / - 2.5%	
Fuel tank usable capacity (L)	150	199	413	413	
Fuel consumption @ 75% Load (L/hr)	4.9	6.5	10.5	11.7	
Runtime @ 75% load (hr)	30	30.4	39.3	35.2	
Stage IIIA compliance	1	All powertrains will progressively be modified to meet EU Stage IIIA emission regulation.			
WEIGHTS & DIMENSIONS					
Length (mm)	1862	2165	2471	2471	
Width (mm)	889	1003	1003	1003	
Height (mm)	1382	1448	1750	1750	
Dry weight (kg)	846	1134	1260	1560	
Wet weight (kg)	999	1329	1649	1949	
STANDARD FEATURES					
Double-wall fuel tank	○	○	○	○	
Bunding capacity min.110% fluid	○	○	○	○	
Forklift pockets	2	○	○	○	
Two stage heavy duty air filter	○	○	○	○	
Earth rod & cable	○	○	○	○	
Central lifting point	○	○	○	○	
External emergency stop button	○	○	○	○	
Battery isolator switch	3	○	○	○	
Protective guard against hot spots	○	○	○	○	
Single 80% step load capability	○	○	○	○	
Oil sump pump	○	○	○	○	
4-pole circuit breaker	○	○	○	○	
Automatic start voltage free terminals	○	○	○	○	
Fuel water separator	○	○	○	○	
Rigid bus bar terminal (5 poles)	○	○	○	○	
Voltage adjusting potentiometer	○	○	○	○	
Low level coolant shutdown	×	×	×	×	
Earth leakage protection	Fixed 300mA	Fixed 300mA	Fixed 300mA	Adjustable	
OPTIONS					
Digital control panel	4	■	■	■	
Synchronization panel	5	×	×	×	
Adjustable earth leakage protection	■	■	■	○	
Sockets	6	△	△	△	
3 way fuel valve	△	△	△	△	
Super start package (block/jacket heater and battery charger)	△	△	△	△	
Refinery kit (spark arrestor option and air shut-off valve)	×	■	■	■	
Electronic governor	×	×	×	×	
Heavy duty impregnation for alternator	■	■	■	■	
Road trailer	■	■	■	■	
Customized colour	■	■	■	■	


○ = Standard × = Not available ■ = Option available △ = Retrofittable option available



G80	G100	G250	G400	G500
-----	------	------	------	------

80	105	259	410	500
88	111	294	437	550
50	50	50	50	50
230 / 400	230 / 400	230 / 400	230 / 400	230 / 400
94	96	97	98	99
Leroy Somer	Leroy Somer	Leroy Somer	Leroy Somer	Leroy Somer
AREP	AREP	AREP	AREP	AREP
H	H	H	H	H
Analog	Analog	Analog	Analog	Analog

John Deere	John Deere	Cummins	Cummins	Cummins
4045HF275	4045HF279	QSL9-G3	QSX15-G6	QSX15-G8
75	94	227	358	444
4	4	6	6	6
12	12	24	24	24
+ / - 0.25%	+ / - 0.25%	+ / - 0.25%	+ / - 0.25%	+ / - 0.25%
716	716	1461	2173	2173
14.9	17.6	49.4	65.2	78.7
48.0	40.7	29.6	33.3	27.6



Available today: • current package design / EU Stage IIIA engine: G20, G40 & G250
 • new package design / EU Stage IIIA engine: G150-III A & G200-III A

2720	2720	4049	5037	5037
1214	1214	1425	1623	1623
1763	1763	2385	2548	2548
1714	1951	3441	5622	5749
2377	2614	4783	7619	7746

○	○	○	○	○
○	○	○	○	○
○	○	○	○	○
○	○	○	○	○
○	○	○	○	○
○	○	○	○	○
○	○	○	○	○
○	○	○	○	○
○	○	○	○	○
○	○	○	○	○
○	○	○	○	○
○	○	○	○	○
○	○	○	○	○
○	○	○	○	○
○	○	○	○	○
○	○	○	○	○
○	○	○	○	○
○	○	○	○	○
x	x	○	○	○
Adjustable	Adjustable	Adjustable	Adjustable	Adjustable

■	■	■	■	■
x	x	■	■	■
○	○	○	○	○
Δ	Δ	Δ	Δ	Δ
Δ	Δ	Δ	Δ	Δ
Δ	Δ	Δ	Δ	Δ
■	■	■	■	■
○	○	○	○	○
■	○	○	○	○
■	■	x	x	x
■	■	■	■	■



1

2

3

4

5

6

Your journey with a **Doosan** Portable Power generator starts here



With Doosan Portable Power, you are not just buying a piece of equipment. You are investing in the strength and expertise of Doosan Portable Power and its people. From engineers and factory technicians, to field representatives and your dealer, we support your purchase. We are committed to helping you realize maximum value job after job, day after day. Wherever you see a piece of Doosan Portable Power equipment, you'll know that all of Doosan Portable Power team is behind it.

Our industry-leading support system will keep you up and running for as long as you own your Doosan Portable Power equipment. Doosan Portable Power is committed to supporting each product throughout its life. We are committed to offer you an invaluable source of product information, financial service, training, technical service bulletins, service, parts and more...

www.doosanportablepower.com

More than generators



Warranty

We protect your purchase or lease with a 1 year or 2000 hours warranty (whichever occurs first) on the entire generator package, 2 years or 4000 hours on the alternator as well as 2 years or 4000 hours on Mitsubishi and John Deere engines (G20 to G100) and 2 years or 2000 hours on Cummins engines (G250 to G500).

Aftermarket solutions and service


- Dealer stocking program for frequently used parts
- Express availability for other parts
- Support for you and your dealer with diagnostic expertise on difficult service problems

Financial solutions

We provide financing and leasing options tailored to meet your individual business needs. Our streamlined loan application and credit approval process can quickly make your business plans a reality.

Remarketing services

We help our customers to sell and buy used equipment by providing them a direct online connection to a large inventory of previously-owned equipment, anywhere in the world.



Compact size / Easy accessibility

Our generators are compact and designed to run [quietly](#), maximising performance while powering a full load in high temperature conditions. They are among the [lightest and most compact](#) generators in the industry, reducing logistic and transport costs. Furthermore, their large doors provide easy accessibility and [facilitate serviceability](#) without compromising the compactness.

Easy to handle

All models feature forklift pockets and lifting hooks that allow you to place the generator where you want it - [easily, quickly and safely](#).

Environmentally friendly

Each model features [110% containment capacity](#) to prevent any spillage of fuel, oil or coolant onto the ground. In addition, all models will progressively be modified to meet [EU Stage IIIA](#) emission regulation. They deliver high output at low sound levels thanks to their innovative enclosure with sound-reducing insulation, optimized fan speeds and critical grade exhaust components.

Reliable

All units feature powerful alternators with [AREP](#) excitation which gives best in class motor-starting capability. They feature a heavy-gauge enclosure finished with a superior zinc rich primer and a durable powder final paint to provide the ultimate in corrosion resistance for long life and high resale values. Last but not least, [intensive endurance testing procedures](#) ensure that our generators are among the most [durable](#) and reliable on the market.

www.doosanportablepower.com



Portable Power

